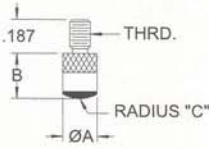












V GAGE
Formerly **Valenite**
Gaging Systems

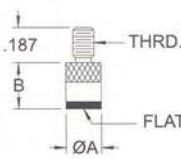
















| A.G.D. & Metric | Actual Size | A Dia. | B Length | C Radius | Thrd. | Order Number | |
|---|-------------|--------|----------|-------------|-------------|--------------|------|
| <p>RADIUS Gaging Surface</p> <p>Radius Highly Polished Tungsten Carbide Unless Noted</p> | | .187" | .125" | .187" | 4-48 | 301 | |
| | | | | | M2.5 X 0.45 | 321 | |
| | Ruby Insert | | .187" | .125" | .187" | 4-48 | 301R |
| | | | | | M2.5 X 0.45 | 321R | |
| | | | .187" | .250" | .187" | 4-48 | 302 |
| | | | | | M2.5 X 0.45 | 322 | |
| | Ruby Insert | | .187" | .250" | .187" | 4-48 | 302R |
| | | | | | M2.5 X 0.45 | 322R | |
| | | | .187" | .375" | .187" | 4-48 | 303 |
| | | | | | M2.5 X 0.45 | 323 | |
| | | | .187" | .500" | .187" | 4-48 | 304 |
| | | | | | M2.5 X 0.45 | 324 | |
| | | | .187" | .750" | .187" | 4-48 | 308 |
| | | | | | M2.5 X 0.45 | 328 | |
| | | | .187" | 1.000" | .187" | 4-48 | 309 |
| | | | | | M2.5 X 0.45 | 329 | |
| | | .187" | 2.000" | .187" | 4-48 | 309-2000 | |
| | | | | M2.5 X 0.45 | 329-2000 | | |
| | | .187" | 3.000" | .187" | 4-48 | 309-3000 | |
| | | | | M2.5 X 0.45 | 329-3000 | | |
| | | .187" | 4.000" | .187" | 4-48 | 309-4000 | |
| | | | | M2.5 X 0.45 | 329-4000 | | |

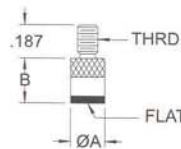


Probe and Indicator Tips

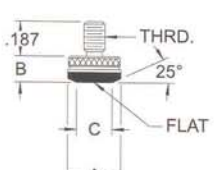










| A.G.D. & Metric | Actual Size | A Dia. | B Length | C Radius | Thrd. | Order Number | |
|---|---|---|----------|-------------|-------------|--------------|------|
| <p>RADIUS Gaging Surface</p>  <p>Radius Highly Polished Tungsten Carbide Unless Noted</p> |  | .250" | .250" | .250" | 4-48 | 310 | |
| | | | | | M2.5 X 0.45 | 330 | |
| | Ruby Insert |  | .250" | .250" | .250" | 4-48 | 310R |
| | | | | | M2.5 X 0.45 | 330R | |
| |  | .281" | .140" | .312" | 4-48 | 305 | |
| | | | | | M2.5 X 0.45 | 325 | |
| |  | .375" | .156" | .437" | 4-48 | 306 | |
| | | | | | M2.5 X 0.45 | 326 | |
| |  | .500" | .187" | .562" | 4-48 | 311 | |
| | | | | | M2.5 X 0.45 | 331 | |
| |  | .625" | .187" | .813" | 4-48 | 316 | |
| | | | | | M2.5 X 0.45 | 335 | |
| |  | .750" | .218" | 1.000" | 4-48 | 319 | |
| | | | | | M2.5 X 0.45 | 336 | |
|  | 1.000" | .218" | 1.500" | 4-48 | 320 | | |
| | | | | M2.5 X 0.45 | 339 | | |

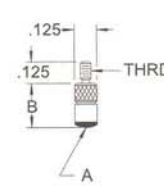






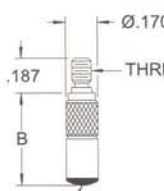




V GAGE
Formerly **Valenite**
Gaging Systems

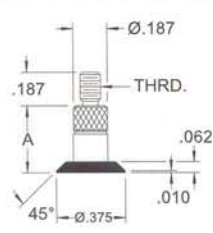
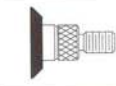
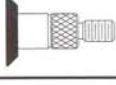

| A.G.D. & METRIC | Actual Size | A Dia. | B Length | Thrd. | Order Number |
|--|---|--------|-------------|-------------|--------------|
| <p>FLAT Gaging Surface</p>  <p>Lapped Flat and Parallel Tungsten Carbide Unless Noted</p> |  | .062" | .250" | 4-48 | 351 |
| | | | | M2.5 X 0.45 | 371 |
| |  | .125" | .250" | 4-48 | 352 |
| | | | | M2.5 X 0.45 | 372 |
| |  | .187" | .125" | 4-48 | 353 |
| | | | | M2.5 X 0.45 | 373 |
| |  | .187" | .250" | 4-48 | 354 |
| | | | | M2.5 X 0.45 | 374 |
| |  | .187" | .375" | 4-48 | 355 |
| | | | | M2.5 X 0.45 | 375 |
| |  | .187" | .500" | 4-48 | 356 |
| | | | | M2.5 X 0.45 | 376 |
| |  | .187" | .750" | 4-48 | 359 |
| | | | | M2.5 X 0.45 | 379 |
| |  | .187" | 1.000" | 4-48 | 360 |
| | | | | M2.5 X 0.45 | 380 |
| |  | .187" | 2.000" | 4-48 | 360-2000 |
| | | | | M2.5 X 0.45 | 380-2000 |
| |  | .187" | 3.000" | 4-48 | 360-3000 |
| | | | | M2.5 X 0.45 | 380-3000 |
|  | .187" | 4.000" | 4-48 | 360-4000 | |
| | | | M2.5 X 0.45 | 380-4000 | |
|  | .250" | .250" | 4-48 | 361 | |
| | | | M2.5 X 0.45 | 381 | |
|  | .281" | .140" | 4-48 | 357 | |
| | | | M2.5 X 0.45 | 377 | |
|  | .375" | .156" | 4-48 | 358 | |
| | | | M2.5 X 0.45 | 378 | |
|  | .500" | .187" | 4-48 | 317 | |
| | | | M2.5 X 0.45 | 337 | |
|  | .625" | .187" | 4-48 | 365 | |
| | | | M2.5 X 0.45 | 395 | |

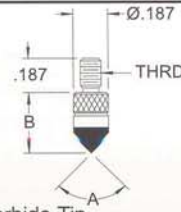


| A.G.D. & METRIC | Actual Size | A Dia. | B Length | Thrd. | Order Number |
|---|---|--------|----------|-------------|--------------|
| <p>FLAT Gaging Surface</p>  <p>Lapped Flat and Parallel Tungsten Carbide Unless Noted</p> |  | .750" | .218" | 4-48 | 366 |
| | | | | M2.5 X 0.45 | 396 |
| |  | 1.000" | .218" | 4-48 | 367 |
| | | | | M2.5 X 0.45 | 398 |

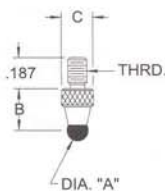















| A.G.D. & Metric | Actual Size | A Dia. | B Length | C Dia. | Thrd. | Order Number | |
|---|---|---|----------|-------------|-------------|--------------|------|
| <p>FLAT Gaging Surface with Lead Chamfer</p>  <p>Lapped Flat and Parallel Tungsten Carbide Unless Noted</p> |  | .187" | .125" | .125" | 4-48 | 501 | |
| | | | | | M2.5 X 0.45 | 511 | |
| | Ruby Insert |  | .187" | .125" | .125" | 4-48 | 353R |
| | | | | | | M2.5 X 0.45 | 373R |
| | Ruby Insert |  | .187" | .250" | .125" | 4-48 | 354R |
| | | | | | | M2.5 X 0.45 | 374R |
| | Ruby Insert |  | .250" | .250" | .177" | 4-48 | 361R |
| | | | | | | M2.5 X 0.45 | 381R |
| |  | .281" | .140" | .187" | 4-48 | 502 | |
| | | | | | M2.5 X 0.45 | 512 | |
| |  | .375" | .156" | .250" | 4-48 | 503 | |
| | | | | | M2.5 X 0.45 | 513 | |
| |  | .500" | .187" | .375" | 4-48 | 504 | |
| | | | | | M2.5 X 0.45 | 514 | |
| |  | .625" | .187" | .500" | 4-48 | 505 | |
| | | | | | M2.5 X 0.45 | 515 | |
|  | .750" | .218" | .625" | 4-48 | 506 | | |
| | | | | M2.5 X 0.45 | 516 | | |
|  | 1.000" | .218" | .875" | 4-48 | 507 | | |
| | | | | M2.5 X 0.45 | 517 | | |

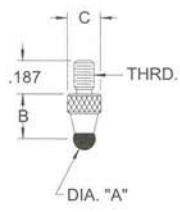
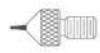
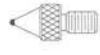
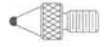
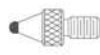
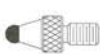










| A.G.D. | Actual Size | A | B Length | Thrd. | Order Number |
|--|---|-----------------|----------|-------|--------------|
|  <p>Radius Highly Polished Tungsten Carbide</p> |  | .125" Radius | .156" | 0-80 | 541 |
| | | | | 1-72 | 552 |
| |  | .125" Radius | .250" | 0-80 | 542 |
| | | | | 1-72 | 553 |
| |  | Flat | .156" | 0-80 | 543 |
| | | | | 1-72 | 554 |
| |  | Flat | .250" | 0-80 | 544 |
| | | | | 1-72 | 555 |

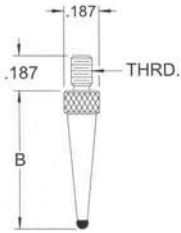
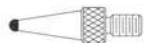




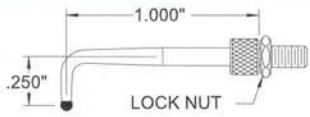

| METRIC | Actual Size | A | B Length | Thrd. | Order Number |
|---|---|-----------------|----------|-------------|--------------|
|  <p>Radius Highly Polished Tungsten Carbide</p> |  | .156" Radius | .250" | M2.6 X 0.45 | 601 |
| | | | | M2.5 X 0.45 | 609 |
| |  | .156" Radius | .500" | M2.6 X 0.45 | 602 |
| | | | | M2.5 X 0.45 | 610 |
| |  | Flat | .250" | M2.6 X 0.45 | 603 |
| | | | | M2.5 X 0.45 | 611 |
| |  | Flat | .500" | M2.6 X 0.45 | 604 |
| | | | | M2.5 X 0.45 | 612 |

| A.G.D. & METRIC | Actual Size | A Length | Thrd. | Order Number |
|---|--|----------|-------------|--------------|
|  <p>Highly Polished Tungsten Carbide Tip</p> |  | .250" | 4-48 | 340 |
| | | | M2.5 X 0.45 | 345 |
| |  | .375" | 4-48 | 341 |
| | | | M2.5 X 0.45 | 346 |
| |  | .500" | 4-48 | 342 |
| | | | M2.5 X 0.45 | 347 |

| A.G.D. & METRIC | Actual Size | A Angle | B Length | Thrd. | Order Number |
|---|---|---------|----------|-------------|--------------|
|  <p>Tungsten Carbide Tip</p> |  | 90° | .312" | 4-48 | 561 |
| | | | | M2.5 X 0.45 | 565 |
| |  | 60° | .375" | 4-48 | 562 |
| | | | | M2.5 X 0.45 | 566 |

| A.G.D. & METRIC | Actual Size | A Dia. | B Length | C Dia. | Thrd. | T.C. Ball Order No. | Ruby Ball Order No. |
|---|---|--------|----------|-------------|-------------|---------------------|---------------------|
| <p>METRIC SIZE Ball Points</p>  <p>Carbide Ball is Grade 25 AFBMA Tolerance ± .0001 Sphericity .000025</p> <p>Ruby Ball is Grade 10 AFBMA Tolerance ± .0001 Sphericity .000010</p> |  | 1mm | .250" | .187" | 4-48 | 400-1 | 400-1R |
| | | | | | M2.5 X 0.45 | 450-1 | 450-1R |
| |  | 1.5mm | .250" | .187" | 4-48 | 400-1.5 | 400-1.5R |
| | | | | | M2.5 X 0.45 | 450-1.5 | 450-1.5R |
| |  | 2mm | .250" | .187" | 4-48 | 400-2 | 400-2R |
| | | | | | M2.5 X 0.45 | 450-2 | 450-2R |
| |  | 2.5mm | .250" | .187" | 4-48 | 400-2.5 | 400-2.5R |
| | | | | | M2.5 X 0.45 | 450-2.5 | 450-2.5R |
| |  | 3mm | .250" | .187" | 4-48 | 400-3 | 400-3R |
| | | | | | M2.5 X 0.45 | 450-3 | 450-3R |
| |  | 3.5mm | .250" | .187" | 4-48 | 400-3.5 | 400-3.5R |
| | | | | | M2.5 X 0.45 | 450-3.5 | 450-3.5R |
| |  | 4mm | .250" | .187" | 4-48 | 400-4 | 400-4R |
| | | | | | M2.5 X 0.45 | 450-4 | 450-4R |
| |  | 5mm | .250" | .187" | 4-48 | 400-5 | 400-5R |
| | | | | | M2.5 X 0.45 | 450-5 | 450-5R |
| |  | 6mm | .250" | .218" | 4-48 | 400-6 | 400-6R |
| | | | | | M2.5 X 0.45 | 450-6 | 450-6R |
| |  | 7mm | .250" | .234" | 4-48 | 400-7 | 400-7R |
| | | | | | M2.5 X 0.45 | 450-7 | 450-7R |
| |  | 8mm | .250" | .250" | 4-48 | 400-8 | 400-8R |
| | | | | | M2.5 X 0.45 | 450-8 | 450-8R |
| |  | 9mm | .312" | .250" | 4-48 | 400-9 | 400-9R |
| | | | | | M2.5 X 0.45 | 450-9 | 450-9R |
|  | 10mm | .312" | .250" | 4-48 | 400-10 | 400-10R | |
| | | | | M2.5 X 0.45 | 450-10 | 450-10R | |
|  | 11mm | .343" | .250" | 4-48 | 400-11 | N/A | |
| | | | | M2.5 X 0.45 | 450-11 | N/A | |
|  | 12mm | .343" | .250" | 4-48 | 400-12 | N/A | |
| | | | | M2.5 X 0.45 | 450-12 | N/A | |

| A.G.D. & METRIC | Actual Size | A Dia. | B Length | C Dia. | Thrd. | T.C. Ball Order No. | Ruby Ball Order No. |
|--|---|---------|----------|-------------|-------------|---------------------|---------------------|
| <p>FRACTIONAL SIZE Ball Points</p>  <p>Carbide Ball is Grade 25 AFBMA Tolerance ± .0001 Sphericity .000025</p> <p>Ruby Ball is Grade 10 AFBMA Tolerance ± .0001 Sphericity .000010</p> |  | .015" | .250" | .187" | 4-48 | 400-015 | 400-015R |
| | | | | | M2.5 X 0.45 | 450-015 | 450-015R |
| |  | .03125" | .250" | .187" | 4-48 | 401 | 401R |
| | | | | | M2.5 X 0.45 | 415 | 415R |
| |  | .04687" | .250" | .187" | 4-48 | 402 | 402R |
| | | | | | M2.5 X 0.45 | 416 | 416R |
| |  | .0625" | .250" | .187" | 4-48 | 403 | 403R |
| | | | | | M2.5 X 0.45 | 417 | 417R |
| |  | .09375" | .250" | .187" | 4-48 | 404 | 404R |
| | | | | | M2.5 X 0.45 | 418 | 418R |
| |  | .125" | .250" | .187" | 4-48 | 405 | 405R |
| | | | | | M2.5 X 0.45 | 419 | 419R |
| |  | .15625" | .250" | .187" | 4-48 | 406 | 406R |
| | | | | | M2.5 X 0.45 | 420 | 420R |
| |  | .1875" | .250" | .187" | 4-48 | 407 | 407R |
| | | | | | M2.5 X 0.45 | 421 | 421R |
| |  | .21875" | .250" | .218" | 4-48 | 408 | 408R |
| | | | | | M2.5 X 0.45 | 422 | 422R |
| |  | .250" | .250" | .218" | 4-48 | 409 | 409R |
| | | | | | M2.5 X 0.45 | 423 | 423R |
|  | .28125" | .250" | .234" | 4-48 | 410 | 410R | |
| | | | | M2.5 X 0.45 | 424 | 424R | |
|  | .3125" | .250" | .250" | 4-48 | 411 | 411R | |
| | | | | M2.5 X 0.45 | 425 | 425R | |
|  | .375" | .312" | .250" | 4-48 | 412 | 412R | |
| | | | | M2.5 X 0.45 | 426 | 426R | |
|  | .437" | .343" | .250" | 4-48 | 413 | N/A | |
| | | | | M2.5 X 0.45 | 427 | N/A | |
|  | .500" | .375" | .250" | 4-48 | 414 | N/A | |
| | | | | M2.5 X 0.45 | 428 | N/A | |

| A.G.D. & METRIC | Actual Size | B Length | Thrd. | Ball Size | T.C. Ball Order No. | Ruby Ball Order No. |
|--|---|----------|-------------|----------------------|-------------------------------|----------------------------------|
|  <p>Carbide Ball is Grade 25 AFBMA Tolerance $\pm .0001$ Sphericity .000025</p> <p>Ruby Ball is Grade 10 AFBMA Tolerance $\pm .0001$ Sphericity .000010</p> |  | .500" | 4-48 | .015 .031 .062 | 431-015 431-031 431-062 | 431-015R 431-031R 431-062R |
| | | | M2.5 X 0.45 | .015 .031 .062 | 436-015 436-031 436-062 | 436-015R 436-031R 436-062R |
| |  | .625" | 4-48 | .015 .031 .062 | 434-015 434-031 434-062 | 434-015R 434-031R 434-062R |
| | | | M2.5 X 0.45 | .015 .031 .062 | 439-015 439-031 439-062 | 439-015R 439-031R 439-062R |
| |  | .750" | 4-48 | .015 .031 .062 | 432-015 432-031 432-062 | 432-015R 432-031R 432-062R |
| | | | M2.5 X 0.45 | .015 .031 .062 | 437-015 437-031 437-062 | 437-015R 437-031R 437-062R |
| |  | .750" | 4-48 | .015 | 435 | N/A |
| | | | M2.5 X 0.45 | .015 | 445 | N/A |
| |  | 1.000" | 4-48 | .015 .031 .062 | 433-015 433-031 433-062 | 433-015R 433-031R 433-062R |
| | | | M2.5 X 0.45 | .015 .031 .062 | 438-015 438-031 438-062 | 438-015R 438-031R 438-062R |
| |  | 1.000" | 4-48 | .031 .062 .100 | 500-031 500-062 500-100 | N/A |
| | | | M2.5 X 0.45 | .031 .062 .100 | 600-031 600-062 600-100 | N/A |
| |  | 1.500" | 4-48 | .015 .031 .062 | 449-015 449-031 449-062 | 449-015R 449-031R 449-062R |
| | | | M2.5 X 0.45 | .015 .031 .062 | 444-015 444-031 444-062 | 444-015R 444-031R 444-062R |



| A.G.D. | Actual Size | A Dia. | Thrd. | Order Number |
|--------|-------------|--------|-------|--------------|
| | | .0312" | 0-80 | 520 |
| | | | 1-72 | 531 |
| | | .0469" | 0-80 | 521 |
| | | | 1-72 | 532 |
| | | .0625" | 0-80 | 522 |
| | | | 1-72 | 533 |
| | | .0937" | 0-80 | 523 |
| | | | 1-72 | 534 |

| A.G.D. & METRIC | Actual Size | A Dia. | Thrd. | Order Number |
|-----------------|-------------|----------------|-------------|--------------|
| | | .062" CARB. | 4-48 | 479 |
| | | | M2.5 X 0.45 | 489 |
| | | .062" RUBY | 4-48 | 480 |
| | | | M2.5 X 0.45 | 490 |
| | | .125" CARB. | 4-48 | 481 |
| | | | M2.5 X 0.45 | 491 |
| | | .125" RUBY | 4-48 | 482 |
| | | | M2.5 X 0.45 | 492 |

| A.G.D. | Actual Size | A | Thrd. | Order Number |
|---|-------------|-----------------|-------|--------------|
| <p>Highly Polished Tungsten Carbide</p> | | .312" Radius | 8-32 | 581 |
| | | | 10-32 | 591 |
| | | Flat | 8-32 | 582 |
| | | | 10-32 | 592 |

| A.G.D. | Actual Size | A Dia. | Thrd. | Order Number |
|--------|-------------|--------|-------|--------------|
| | | .250" | 10-32 | 584 |
| | | | 8-32 | 594 |
| | | .3125" | 10-32 | 585 |
| | | | 8-32 | 595 |

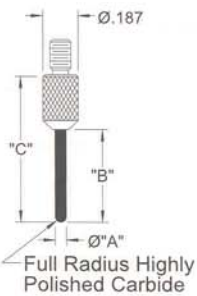





| METRIC | Actual Size | A Dia. | Thrd. | Order Number |
|--------|-------------|--------|-------------|--------------|
| | | .0312" | M2.6 X 0.45 | 620 |
| | | | M2.5 X 0.45 | 631 |
| | | .0625" | M2.6 X 0.45 | 621 |
| | | | M2.5 X 0.45 | 632 |
| | | .0937" | M2.6 X 0.45 | 622 |
| | | | M2.5 X 0.45 | 633 |
| | | .125" | M2.6 X 0.45 | 623 |
| | | | M2.5 X 0.45 | 634 |

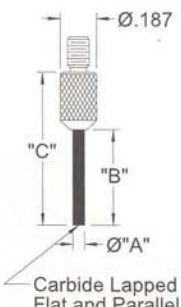








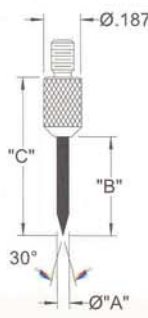





| METRIC | Actual Size | A Dia. | Thrd. | Order Number |
|--------|-------------|---------|-------------|--------------|
| | | Carbide | M2.6 X 0.45 | 640 |
| | | | M2.5 X 0.45 | 645 |
| | | Ruby | M2.6 X 0.45 | 641 |
| | | | M2.5 X 0.45 | 646 |

V GAGE
Formerly **Valenite**
Gaging Systems

| A.G.D. | Actual Size | A | Thrd. | Order Number |
|--------------------------------------|-------------|-------------|-------|--------------|
| Highly Polished Tungsten Carbide | | .250 Radius | 5-40 | 660 |
| | | | 4-40 | 665 |
| | | Flat | 5-40 | 661 |
| | | | 4-40 | 668 |

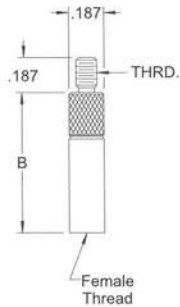













| A.G.D. & Metric | Actual Size | A Dia. | B Length | C Length | Thrd. | Order Number |
|---|---|--------|----------|----------|-------------|--------------|
| RADIUS NEEDLE Gaging Surface  |  | .040" | .120" | .400" | 4-48 | 625 |
| | | | | | M2.5 X 0.45 | 635 |
| |  | .040" | .500" | .780" | 4-48 | 628 |
| | | | | | M2.5 X 0.45 | 638 |
| |  | .060" | .500" | .800" | 4-48 | 525 |
| | | | | | M2.5 X 0.45 | 535 |
| |  | .060" | 1.000" | 1.300" | 4-48 | 528 |
| | | | | | M2.5 X 0.45 | 538 |
| |  | .080" | 1.000" | 1.300" | 4-48 | 547 |
| | | | | | M2.5 X 0.45 | 557 |

| A.G.D. & Metric | Actual Size | A Dia. | B Length | C Length | Thrd. | Order Number |
|--|---|--------|----------|-------------|-------------|--------------|
| FLAT NEEDLE Gaging Surface  |  | .018" | .120" | .400" | 4-48 | 363 |
| | | | | | M2.5 X 0.45 | 383 |
| |  | .040" | .120" | .400" | 4-48 | 364 |
| | | | | | M2.5 X 0.45 | 384 |
| |  | .040" | .500" | .780" | 4-48 | 627 |
| | | | | | M2.5 X 0.45 | 637 |
| |  | .060" | .500" | .800" | 4-48 | 314 |
| | | | | | M2.5 X 0.45 | 334 |
| |  | .060" | 1.000" | 1.300" | 4-48 | 527 |
| | | | | | M2.5 X 0.45 | 537 |
|  | .080" | 1.000" | 1.300" | 4-48 | 546 | |
| | | | | M2.5 X 0.45 | 556 | |

| A.G.D. & Metric | Actual Size | A Dia. | B Length | C Length | Thrd. | Order Number |
|--|---|--------|----------|----------|-------------|--------------|
| SHARP POINT NEEDLE Gaging Surface  |  | .040" | .120" | .400" | 4-48 | 626 |
| | | | | | M2.5 X 0.45 | 636 |
| |  | .040" | .500" | .780" | 4-48 | 629 |
| | | | | | M2.5 X 0.45 | 639 |
| |  | .060" | .500" | .800" | 4-48 | 526 |
| | | | | | M2.5 X 0.45 | 536 |
| |  | .060" | 1.000" | 1.300" | 4-48 | 529 |
| | | | | | M2.5 X 0.45 | 539 |
| |  | .080" | 1.000" | 1.300" | 4-48 | 548 |
| | | | | | M2.5 X 0.45 | 558 |

| A.G.D. & METRIC | | Thrd. | Order Number |
|---|-------------|-------|--------------|
| <p>CHISEL - CARBIDE TIPPED</p> | 4-48 | 318 | |
| | M2.5 X 0.45 | 338 | |
| <p>BLADE - CARBIDE TIPPED</p> | 4-48 | 350 | |
| | M2.5 X 0.45 | 370 | |
| <p>RIGHT ANGLE STYLUS CENTER - FOR USE WITH TIPS ON PAGES 2 -13</p> | 4-48 | 549 | |
| | M2.5 X 0.45 | 559 | |
| <p>SR.0625 DELRIN BRASS BODY</p> | 4-48 | 313 | |
| | M2.5 X 0.45 | 333 | |

| ROLLER CONTACT | | | |
|-------------------------------------|-------------|---------|--------------|
| A.G.D. & METRIC | | Thrd. | Order Number |
| <p>PRECISION HIGH SPEED BEARING</p> | 4-48 | 670-375 | |
| | M2.5 X 0.45 | 671-375 | |
| <p>PRECISION HIGH SPEED BEARING</p> | 4-48 | 670-500 | |
| | M2.5 X 0.45 | 671-500 | |

| EXTENSIONS | | | | | |
|---|---|-------------|--------------|-------------|--------------|
| A.G.D. & METRIC | Actual Size | B Length | Female Thrd. | Male Thrd. | Order Number |
|  |  | .250" | 4-48 | 4-48 | 307-E250 |
| | | | M2.5 X 0.45 | M2.5 X 0.45 | 327-E250 |
| |  | .375" | 4-48 | 4-48 | 307-E375 |
| | | | M2.5 X 0.45 | M2.5 X 0.45 | 327-E375 |
| |  | .500" | 4-48 | 4-48 | 307-E500 |
| | | | M2.5 X 0.45 | M2.5 X 0.45 | 327-E500 |
| |  | .750" | 4-48 | 4-48 | 307-E750 |
| | | | M2.5 X 0.45 | M2.5 X 0.45 | 327-E750 |
| |  | 1.000" | 4-48 | 4-48 | 307-E1000 |
| | | | M2.5 X 0.45 | M2.5 X 0.45 | 327-E1000 |
| |  | 2.000" | 4-48 | 4-48 | 307-E2000 |
| | | | M2.5 X 0.45 | M2.5 X 0.45 | 327-E2000 |
| |  | 3.000" | 4-48 | 4-48 | 307-E3000 |
| | | | M2.5 X 0.45 | M2.5 X 0.45 | 327-E3000 |
| |  | 4.000" | 4-48 | 4-48 | 307-E4000 |
| | | | M2.5 X 0.45 | M2.5 X 0.45 | 327-E4000 |
| |  | 6.000" | 4-48 | 4-48 | 307-E6000 |
| | | | M2.5 X 0.45 | M2.5 X 0.45 | 327-E6000 |
| |  | .375" | M2.5 X 0.45 | 4-48 | 343-E375 |
| | | | 4-48 | M2.5 X 0.45 | 344-E375 |
|  | .250" | M1.4 X 0.3 | 4-48 | 349-E250 | |
| | | M2.5 X 0.45 | 4-48 | 369-E250 | |
|  | .250" | M1.7 X 0.35 | 4-48 | 348-E250 | |
| | | M2.5 X 0.45 | 4-48 | 368-E250 | |
|  | .250" | M2.0 X 0.4 | 4-48 | 429-E250 | |
| | | M2.5 X 0.45 | 4-48 | 430-E250 | |

VGAGELLC, 13250 Northend Ave, Oak Park, MI 48237
 Hot line: 248-589-7453 Email: chad.vandemark@vgage.com

Visit our **NEW!** Website at www.vgage.com